

## HMER.EX16203 - Check Valves

## Check Valves

[See General Information for Check Valves](#)**JINAN MEIDE CASTING CO LTD**

Meide Science and Technology Park  
 Pingyin Industrial Park  
 JINAN, SHANDONG 250400 CHINA

EX16203

Model	Type	Valve Seat Facing	Nom Pipe Size, NPS	End Config	Rated Pressure, psig	Installation Position
DH77XSR-300	Split Clapper	Elastomeric	2, 2-1/2, 3, 4, 5, 6, 8, 10, 12, 14, 16	W	300	H, V
DH77XSR-250	Split Clapper	Elastomeric	2, 2-1/2, 3, 4, 5, 6, 8, 10, 12, 14, 16	W	250	H, V
DH77XSR-200	Split Clapper	Elastomeric	2, 2-1/2, 3, 4, 5, 6, 8, 10, 12, 14, 16	W	200	H, V
DH77XSR-PN16	Split Clapper	Elastomeric	2, 2-1/2, 3, 4, 5, 6, 8, 10, 12, 14, 16	W	233	H, V
DH77XSR-PN10	Split Clapper	Elastomeric	2, 2-1/2, 3, 4, 5, 6, 8, 10, 12, 14, 16	W	175	H, V
H44X2-363	Swing	Elastomeric	2, 2-1/2, 3, 4, 5, 6, 8, 10, 12	F by F	363	H, V
H44X2	Swing	Elastomeric	2, 2-1/2, 3, 4, 6, 8, 10, 12	F by F	233	H, V
H44X2-16	Swing	Elastomeric	2, 2-1/2, 3, 4, 6, 8, 10, 12	F by F	300	H, V
H44X2-300	Swing	Elastomeric	2, 2-1/2, 3, 4, 6, 8, 10, 12	F by F	300	H, V
H44X2-200	Swing	Elastomeric	2, 2-1/2, 3, 4, 6, 8, 10, 12	F by F	200	H, V
H44X2A-363	Swing	Elastomeric	2, 2-1/2, 3, 4, 6, 8, 10, 12	F by F	363	H, V
H44X2A-300	Swing	Elastomeric	2, 2-1/2, 3, 4, 6, 8, 10, 12	F by F	300	H, V
H44X2A-250	Swing	Elastomeric	2, 2-1/2, 3, 4, 6, 8, 10, 12	F by F	250	H, V
H44X2A-200	Swing	Elastomeric	2, 2-1/2, 3, 4, 6, 8, 10, 12	F by F	200	H, V

H44X2A-PN16	Swing	Elastomeric	2, 2-1/2, 3, 4, 6, 8, 10, 12	F by F	233	H, V
H44X2A-PN10	Swing	Elastomeric	2, 2-1/2, 3, 4, 6, 8, 10, 12	F by F	175	H, V
H84X-363	Swing	Elastomeric	2, 2-1/2, (76.1mm), 3, 4, 5(139.7mm), 5, (165.1mm), 6, 8, 10, 12	G by G	363	H, V
H84X-300	Swing	Elastomeric	2, 2-1/2, (76.1mm), 3, 4, 6, (165.1mm) 8, 10, 12	G by G	300	H, V
H84X-250	Swing	Elastomeric	2, 2-1/2, (76.1mm), 3, 4, 6, (165.1mm), 8, 10, 12	G by G	250	H, V
H84X-200	Swing	Elastomeric	2, 2-1/2, (76.1mm), 3, 4, 6, (165.1mm) 8, 10, 12	G by G	200	H, V
H84X-PN16	Swing	Elastomeric	2, 2-1/2, (76.1 mm), 3, 4, 6, (165.1mm), 8, 10, 12	G by G	233	H, V
H84X-PN10	Swing	Elastomeric	2, 2-1/2, (76.1mm), 3, 4, 6, (165.1mm), 8, 10, 12	G by G	175	H, V
H84XF4-363	Swing	Elastomeric	2, 2-1/2, (76.1mm), 3, 4, 5(139.7mm), 5, 6, (165.1mm) 8, 10, 12	G by G	363	H, V
H84XF4-300	Swing	Elastomeric	2, 2-1/2, (76.1mm), 3, 4, (165.1mm), 6, 8, 10, 12	G by G	300	H, V
H84XF4-250	Swing	Elastomeric	2, 2-1/2, (76.1mm), 3, 4, (165.1mm), 6, 8, 10, 12	G by G	250	H, V
H84XF4-200	Swing	Elastomeric	2, 2-1/2, (76.1mm), 3, 4, (165.1mm), 6, 8, 10, 12	G by G	200	H, V
H84XF4-PN16	Swing	Elastomeric	2, 2-1/2, (76.1mm), 3, 4, (165.1mm), 6, 8, 10, 12	G by G	233	H, V
H84XF4-PN10	Swing	Elastomeric	2, 2-1/2, (76.1mm), 3, 4, (165.1mm), 6, 8, 10, 12	G by G	175	H, V
H24X-363	Swing	Elastomeric	4	TH by G	363	H, V

## End Configuration:

F - Flanged

G - Grooved




W - Wafer

TH-Thread

## Installation Position:

H - Horizontal installation

V - Vertical installation

 Trademark and/or Tradename: "MECH", "K", "PLUMNECT",  ,  , 

---

并不是所有出现在本数据库中的公司名称和产品都满足了UL 跟踪检验服务的要求。只有带有 UL 标志的产品，才应该被视为经过UL 认证，并满足UL 跟踪检验服务的要求。注意查看产品上的标志。

UL 允许在线认证目录中所含材料的复制遵循以下条件：1.指南信息、装配、构造、设计、系统和/或认证（文件）必须在不篡改任何数据（或图纸）的情况下完整且无误导性地呈现。2.“经 UL 允许从在线认证目录转载”声明必须出现在所摘取材料的邻近位置。此外，转载材料必须包含以下格式的版权声明：“© 2020 UL LLC”