



ACEROS ROSCADOS

VÁLVULA DE ESFERA 1 PC



1000 WOG (316)

(DISEÑO ESTÁNDAR): ASMEB16.34 GB/T12237

(EXTREMOS ROSCADOS): PT, BSP, BSPT, BSP, NPT, DIN2999, DIN259, DIN EN ISO228

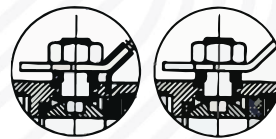
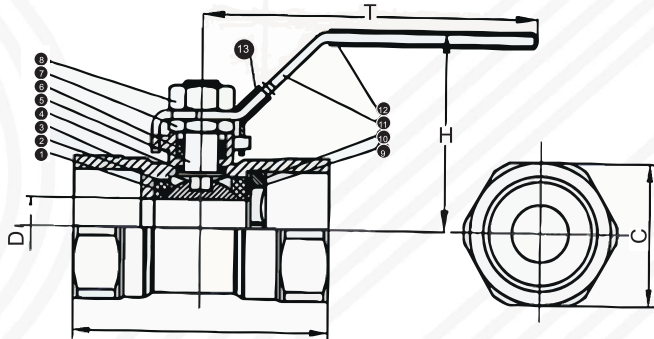
(ESTILO DE PRODUCTO): Q11F-1000WOG (C/P/R)

(PRESIÓN DE TRABAJO): PN16

(RANGO DE TEMPERATURA): 150 °C

(MATERIAL): ASTM-A351-CF8M

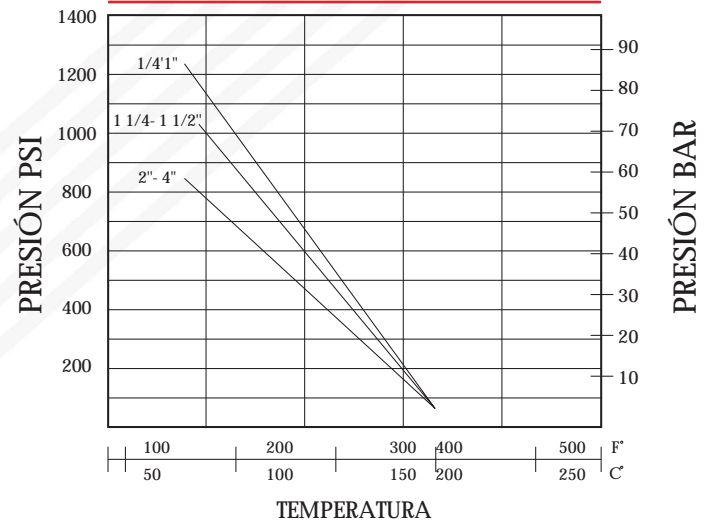
(PRUEBA E INSPECCIÓN): API598 JB/T9092



LISTA DE MATERIALES

| No | Nombre de Parte | Material | Cantidad |
|----|---------------------|------------------|----------|
| 1 | ASIENTO | PIFE+15% Grafito | 2 |
| 2 | BOLA | S316 | 1 |
| 3 | CUERPO | CF8M | 1 |
| 4 | ARANDELA DE EMPUJE | PIFE+15% Grafito | 1 |
| 5 | VÁSTAGO | S316 | 1 |
| 6 | EMPAQUE | PIFE+15% Grafito | 1 |
| 7 | GLÁNDULA | S201/S304 | 1 |
| 8 | TUERCA | S201/S304 | 1 |
| 9 | SELLO | S201/S304 | 1 |
| 10 | RETENEDOR | S201/S304 | 1 |
| 11 | PALANCA | S201/S304 | 1 |
| 12 | CUBIERTA DE PALANCA | PVC | 1 |
| 13 | CANDADO | S201/S304 | 1 |

CLASIFICACIÓN DE TEMPERATURA DE PRESIÓN



DIMENSIONES

| TAMAÑO | 1/4' | 3/8' | 1/2' | 3/4' | 1' | 1 1/4' | 1 1/2' | 2' | 2 1/2' | 3' | 4' |
|----------|------|------|-------|-------|-----|--------|--------|-------|--------|-----|-----|
| IN | 8 | 10 | 15 | 20 | 25 | 32 | 40 | 50 | 65 | 80 | 100 |
| D | 5 | 7 | 8.4 | 12 | 15 | 20 | 25 | 32 | 40 | 50 | 65 |
| L+ - 1.5 | 41 | 44 | 53 | 57 | 67 | 76 | 82 | 94 | 110 | 133 | 183 |
| H | 30 | 30 | 44 | 49 | 58 | 67 | 72 | 86 | 92 | 127 | 149 |
| T | 80 | 80 | 94 | 104 | 118 | 123 | 142 | 158 | 169 | 206 | 233 |
| C | 15 | 19 | 25 | 31 | 37 | 46 | 53.5 | 65 | 81 | 96 | 120 |
| KG | 0.06 | 0.08 | 0.147 | 0.232 | 0.3 | 0.482 | 0.673 | 1.032 | | | |



ACS CE ISO9001:2008

VENTAS

Monterrey, NL (matriz)

Tels: (81) 8239-0074, 8239-0075

8212-0225, 8212-0226

México (Sucursal)

Tel: (55) 5715-0712 y 5714-2276

Guadalajara (Sucursal)

Tel: (33) 3619-2880 y 3650-3319

www.acerosroscados.com.mx